

Nozzle Size Recommendations

SINGLE PAD




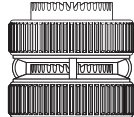



DOUBLE PAD



TRIPLE PAD



NOZZLE NUMBER		PADS
2	1/32" (0.79 mm)	 Mini 12
3	3/64" (1.19 mm)	
4	1/16" (1.59 mm)	 Mini 24
5	5/64" (1.98 mm)	
6	3/32" (2.38 mm)	 Single
7	7/64" (2.78 mm)	
8	1/8" (3.18 mm)	 Double
9	9/64" (3.57 mm)	
10	5/32" (3.97 mm)	 Triple
11	11/64" (4.37 mm)	
12	3/16" (4.76 mm)	
13	13/64" (5.16 mm)	
14	7/32" (5.56 mm)	
15	15/64" (5.95 mm)	
16	1/4" (6.35 mm)	
17	17/64" (6.75 mm)	
18	9/32" (7.14 mm)	
19	19/64" (7.54 mm)	
20	5/16" (7.94 mm)	
21	21/64" (8.33 mm)	
22	11/32" (8.73 mm)	
23	23/64" (9.13 mm)	
24	3/8" (9.53 mm)	
25	25/64" (9.92 mm)	
26	13/32" (10.32 mm)	

Divide higher flows into multiple streams to widen the wetted footprint

Single Pads - Concave, Flat, & Convex

CONCAVE



- 1 **LDNPHDC** (above)
C = Concave (blue)
(Standard 33 grooves)
Nozzles #10 - #26

- 2 **LDNPHDCMG**
C = Concave (blue)
MG = Medium Groove
(33 grooves)
Nozzles #10 - #26

- 3 **LDNPHDCDG**
C = Concave (blue)
DG = Deep Groove
(24 grooves)
Nozzles #4 - #26

- 4 **LDNPHDMC**
M = Mini
C = Concave (blue)
(24 grooves)
Nozzles #4 - #9

- 5 **LDNPHDCS**
C = Concave (blue)
S = Smooth
Nozzles #4 - #9.5

- 6 **LDNPHDMC12**
M = Mini
C = Concave (blue)
12 = 12 grooves
Nozzles #2 - #5

- 7 **LDNPHDPCDG17**
PC = Part Circle (170°)
C = Concave (blue)
DG = Deep Groove
17 = 17 grooves
Nozzles #6 - #18

FLAT



- 1 **LDNPHDF** (above)
F = Flat (black)
(Standard 33 grooves)
Nozzles #10 - #26

- 2 **LDNPHDFMG**
F = Flat (black)
MG = Medium Groove
(33 grooves)
Nozzles #10 - #26

- 3 **LDNPHDFDG**
F = Flat (black)
DG = Deep Groove
(24 grooves)
Nozzles #4 - #26

- 4 **LDNPHDMF**
M = Mini
F = Flat (black)
(24 grooves)
Nozzles #4 - #9

- 5 **LDNPHDFS**
F = Flat (black)
S = Smooth
Nozzles #4 - #9.5

- 6 **LDNPHDMF12**
M = Mini
F = Flat (black)
12 = 12 grooves
Nozzles #2 - #5

CONVEX



- 1 **LDNPHDV** (above)
V = Convex (green)
(Standard 33 grooves)
Nozzles #10 - #26

- 2 **LDNPHDFMG**
F = Flat (black)
MG = Medium Groove
(33 grooves)
Nozzles #10 - #26

- 3 **LDNPHDVDG**
V = Convex (green)
DG = Deep Groove
(24 grooves)
Nozzles #4 - #26


- 4 **LDNPHDMV**
M = Mini
V = Convex (green)
(24 grooves)
Nozzles #4 - #9

- 5 **LDNPHDVS**
V = Convex (green)
S = Smooth
Nozzles #4 - #9.5

- 6 **LDNPHDMV12**
M = Mini
V = Convex (green)
12 = 12 grooves
Nozzles #2 - #5

Maximum Spacing Recommendation:
Above crop canopy = 11 ft (3.4 m) for Concave or Flat
Above crop canopy = 10 ft (3 m) Convex
Below crop canopy = 7 ft (2.1 m) Concave, Flat, or Convex

Double & Triple Pad Assemblies



① LDNPHD2CC

2 = Double Pad
C = Concave (blue)
(33 grooves)
with 0.198" hole
C = Concave (blue)
(33 grooves)
Nozzles #15 - #19

② LDNPHD2CF

2 = Double Pad
C = Concave (blue)
(33 grooves)
with 0.198" hole
F = Flat (black)
(33 grooves)
Nozzles #15 - #19

③ LDNPHD2FF

2 = Double Pad
F = Flat (black)
(33 grooves)
with 0.198" hole
F = Flat (black)
(33 grooves)
Nozzles #15 - #19

④ LDNPHD3CFF

3 = Triple Pad
C = Concave (blue)
(33 grooves)
with 0.289" hole
F = Flat (black)
(33 grooves)
with 0.198" hole
F = Flat (black)
(33 grooves)
Nozzles #20 - #26

Above pad assemblies also available with LEPA or chemigation inserts. Consult factory for part numbers.

Chemigation Pad Inserts

INSERT



- ① **LDNPHDCM11**
CM11 = CM1
Corn Chem
Insert (red)
Nozzles #5 - #9



- ② **LDNPHDCM25**
CM25 = CM2
Corn Chem
Insert (maroon)
Nozzles #10 - #26



- ③ **LDNPHDCT56**
CT56 = Cotton
Chem Insert
(white)
Nozzles #5 - #24

CONCAVE



- ① **LDNPHDCB11**
C = Concave (blue)
(Standard 33 grooves)
B11 = CM1 Corn Chem
Insert (red)



- ② **LDNPHDCB25**
C = Concave (blue)
(Standard 33 grooves)
B25 = CM2 Corn Chem
Insert (maroon)



- ③ **LDNPHDCB56**
C = Concave (blue)
(Standard 33 grooves)
B56 = Cotton Chem
Insert (white)

FLAT



- ① **LDNPHDFB11**
F = Flat (black)
(Standard 33 grooves)
B11 = CM1 Corn Chem
Insert (red)



- ② **LDNPHDFB25**
F = Flat (black)
(Standard 33 grooves)
B25 = CM2 Corn Chem
Insert (maroon)



- ③ **LDNPHDFB56**
F = Flat (black)
(Standard 33 grooves)
B56 = Cotton Chem
Insert (white)

CONVEX



- ① **LDNPHDVB11**
V = Convex (green)
(Standard 33 grooves)
B11 = CM1 Corn Chem
Insert (red)



- ② **LDNPHDVB25**
V = Convex (green)
(Standard 33 grooves)
B25 = CM2 Corn Chem
Insert (maroon)

Nozzle sizes for pads above are based on the recommended range for pad insert on the left.

LEPA Bubble Pad Insert (use with Shroud)



LDNSCUP3 = LDN Shroud with clips

CONCAVE



FLAT



CONVEX



INSERTS



- ① **LDNPHDB**
B = Bubble
Insert (beige)
Nozzles #5 - #24



- ② **LDNPHDCM11**
CM11 = CM1
Corn Chem
Insert (red)
Nozzles #5 - #9



- ③ **LDNPHDCM25**
CM25 = CM2
Corn Chem
Insert (maroon)
Nozzles #10 - #24

- ① **LDNPHDCBB** (above)
C = Concave (blue)
(Standard 33 grooves)
BB = Bubble
Insert (beige)

- LDNPHDMCBB**
M = Mini
C = Concave (blue)
(24 grooves)
BB = Bubble
Insert (beige)



- ② **LDNPHDCB11**
C = Concave (blue)
(Standard 33 grooves)
B11 = CM1 Corn Chem
Insert (red)



- ③ **LDNPHDCB25**
C = Concave (blue)
(Standard 33 grooves)
B25 = CM2 Corn Chem
Insert (maroon)

- ① **LDNPHDFBB** (above)
F = Flat (black)
(Standard 33 grooves)
BB = Bubble
Insert (beige)

- LDNPHDMFBB**
M = Mini
F = Flat (black)
(24 grooves)
BB = Bubble
Insert (beige)



- ② **LDNPHDFB11**
F = Flat (black)
(Standard 33 grooves)
B11 = CM1 Corn Chem
Insert (red)



- ③ **LDNPHDFB25**
F = Flat (black)
(Standard 33 grooves)
B25 = CM2 Corn Chem
Insert (maroon)

- ① **LDNPHDVBB** (above)
V = Convex (green)
(Standard 33 grooves)
BB = Bubble
Insert (beige)

- LDNPHDMVBB**
M = Mini
V = Convex (green)
(24 grooves)
BB = Bubble
Insert (beige)



- ② **LDNPHDV B11**
V = Convex (green)
(Standard 33 grooves)
B11 = CM1 Corn Chem
Insert (red)



- ③ **LDNPHDV B25**
V = Convex (green)
(Standard 33 grooves)
B25 = CM2 Corn Chem
Insert (maroon)

Nozzle sizes for pads above are based on the recommended range for pad insert on the left.

Wide Spray Bubble Assemblies

CONCAVE



- ① **LDNDAHDCWSB**
(above)
C = Concave (blue)
(33 grooves)
WSB = Wide Spray
Bubble Insert (green)
Nozzles #4.5 - #15

- ② **LDNDAHDMCWSB**
M = Mini
C = Concave (blue)
(24 grooves)
WSB = Wide Spray
Bubble Insert (green)
Nozzles #4.5 - #15

FLAT



- ① **LDNDAHDFWSB**
(above)
F = Flat (black)
(33 grooves)
WSB = Wide Spray
Bubble Insert (green)
Nozzles #4.5 - #15

- ② **LDNDAHDMFWSB**
M = Mini
F = Flat (black)
(24 grooves)
WSB = Wide Spray
Bubble Insert (green)
Nozzles #4.5 - #15

CONVEX



- ① **LDNDAHVDWSB**
(above)
V = Convex (green)
(33 grooves)
WSB = Wide Spray
Bubble Insert (green)
Nozzles #4.5 - #15

- ② **LDNDAHDMVWSB**
M = Mini
V = Convex (green)
(24 grooves)
WSB = Wide Spray
Bubble Insert (green)
Nozzles #4.5 - #15

LEPA UP3® Bubbler Pad Assemblies

CONCAVE



- 1 **LDNPHDCUP3B**
C = Concave (blue) (33)
UP3B = UP3 Bubbler Pad As'bly
Nozzles #10 - #26
- 2 **LDNPHDCMGUP3B** (above)
C = Concave (blue)
MG = Medium Groove (33)
UP3B = UP3 Bubbler Pad As'bly
Nozzles #10 - #26
- 3 **LDNPHDCDGUP3B**
C = Concave (blue)
DG = Deep Groove (24)
UP3B = UP3 Bubbler Pad As'bly
Nozzles #4 - #26
- 4 **LDNPHDMCUP3B**
M = Mini, **C** = Concave (blue) (24)
UP3B = UP3 Bubbler Pad As'bly
Nozzles #4 - #26
- 5 **LDNPHDCSUP3B**
C = Concave (blue)
S = Smooth
UP3B = UP3 Bubbler Pad As'bly
Nozzles #10 - #26
- 6 **LDNPHDMC12UP3B**
M = Mini, **C** = Concave (blue)
12 = 12 grooves
UP3B = UP3 Bubbler Pad As'bly
Nozzles #2 - #5

FLAT



- 1 **LDNPHDFUP3B**
F = Flat (black) (33)
UP3B = UP3 Bubbler Pad As'bly
Nozzles #10 - #26
- 2 **LDNPHDFMGUP3B** (above)
F = Flat (black)
MG = Medium Groove (33)
UP3B = UP3 Bubbler Pad As'bly
Nozzles #10 - #26
- 3 **LDNPHDFDGUP3B**
F = Flat (black)
DG = Deep Groove (24)
UP3B = UP3 Bubbler Pad As'bly
Nozzles #4 - #26
- 4 **LDNPHDMFUP3B**
M = Mini, **F** = Flat (black) (24)
UP3B = UP3 Bubbler Pad As'bly
Nozzles #4 - #26
- 5 **LDNPHDFSUP3B**
F = Flat (black)
S = Smooth
UP3B = UP3 Bubbler Pad As'bly
Nozzles #10 - #26
- 6 **LDNPHDMF12UP3B**
M = Mini, **F** = Flat (black)
12 = 12 grooves
UP3B = UP3 Bubbler Pad As'bly
Nozzles #2 - #5

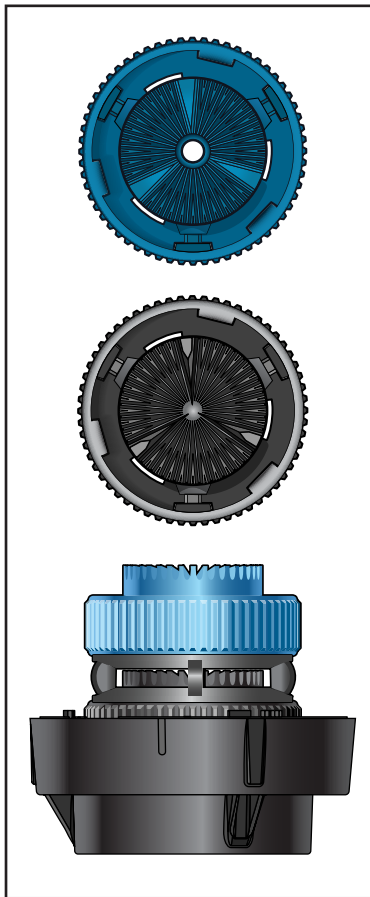
CONVEX



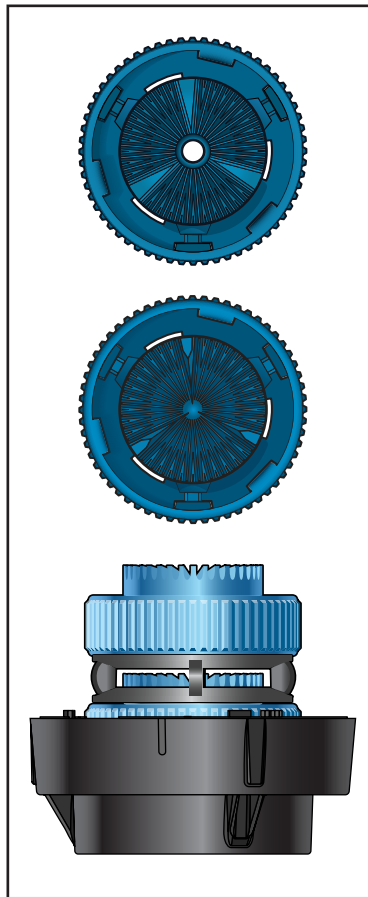
- 1 **LDNPHDVUP3B** (above)
V = Convex (green) (33)
UP3B = UP3 Bubbler Pad As'bly
Nozzles #10 - #26
- 3 **LDNPHDVDGUP3B**
V = Convex (green)
DG = Deep Groove (24)
UP3B = UP3 Bubbler Pad As'bly
Nozzles #4 - #26
- 4 **LDNPHDMVUP3B**
M = Mini, **V** = Convex (green) (24)
UP3B = UP3 Bubbler Pad As'bly
Nozzles #4 - #26
- 5 **LDNPHDVSUP3B**
V = Convex (green)
S = Smooth
UP3B = UP3 Bubbler Pad As'bly
Nozzles #10 - #26
- 6 **LDNPHDMV12UP3B**
M = Mini, **V** = Convex (green)
12 = 12 grooves
UP3B = UP3 Bubbler Pad As'bly
Nozzles #2 - #5

LEPA UP3® Bubbler Pad Assemblies - Double & Triple

DOUBLE




① **LDNPHD2CFUP3B**
2 = Double Pad
C = Concave (*blue*) (33)
 with 0.198" hole
F = Flat (*black*) (33)
UP3B = UP3 Bubbler
 Pad Assembly
 Nozzles #10 - #26



② **LDNPHD2CCUP3B**
2 = Double Pad
C = Concave (*blue*) (33)
 with 0.198" hole
C = Concave (*blue*) (33)
UP3B = UP3 Bubbler
 Pad Assembly
 Nozzles #10 - #26

TRIPLE



③ **LDNPHD3CFFUP3B**
3 = Triple Pad
C = Concave (*blue*) (33)
 with 0.298" hole
F = Flat (*black*) (33)
 with 0.198" hole
F = Flat (*black*) (33)
UP3B = UP3 Bub. Pad As'bly
 Nozzles #20 - #26