

# New XCEL Wobbler®

New Look & Larger Diameter of Coverage!

## High-Angle



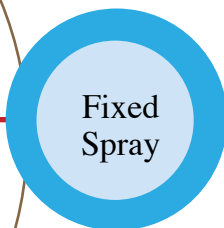
Senninger's Xcel-Wobbler maximizes the area of coverage. Its unique off-center rotary-action provides extremely uniform coverage at low pressures with minimal evaporative loss.



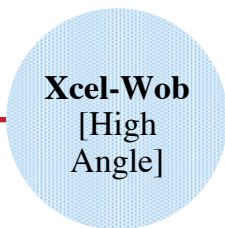
### Features:

- New balanced design produces smooth, stable performance.
- Only one moving part for longer life.
- Inlet sizes 1/2" or 3/4" NPT male.
- Flow rates: 0.78 to 6.97 gpm (180 to 1584 L/hr)
- Low wind drift and evaporative loss at low pressures.
- Built for strength and durability using high-impact engineering-grade thermoplastics, no metal parts.
- Two-year warranty on materials, workmanship AND performance.
- Color-coded nozzles for easy size identification /warranted to maintain correct orifice size for five years

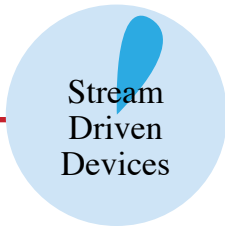
## OVERHEAD VIEW OF DROPLET PATTERN



Fixed  
Spray



Xcel-Wob  
[High  
Angle]



Stream  
Driven  
Devices

The larger area of instantaneous application of the Xcel-Wobbler minimizes the impact on the soil structure, helping to maintain infiltration capability.

## Mid-Angle



U.S. Data					Metric				
Sprinkler Base Press. [psi]	10	15	20	25	[bar]	0.69	1.03	1.38	1.73
					Data	10	15	20	25
<b>#6 Nozzle - Gold [3/32"]</b>					<b>#6 Nozzle - Gold [2.38mm]</b>				
Flow [gpm]	0.78	0.95	1.10	1.23	Flow [L/hr]	177	216	250	279
HA Diam. at 1.5' ht. [ft.]	36.5	41.0	45.0	46.0	HA Diam. at 0.46m ht. [m]	11.1	12.5	13.7	14.0
MA Diam. at 1.5' ht. [ft.]	32.0	35.0	38.5	41.0	MA Diam. at 0.46m ht. [m]	9.8	10.7	11.7	12.5
<b>#7 Nozzle - Lime [7/64"]</b>					<b>#7 Nozzle - Lime [2.78mm]</b>				
Flow [gpm]	1.06	1.30	1.50	1.68	Flow [L/hr]	241	295	341	382
HA Diam. at 1.5' ht. [ft.]	40.0	46.5	47.0	50.5	HA Diam. at 0.46m ht. [m]	12.2	14.2	14.3	15.4
MA Diam. at 1.5' ht. [ft.]	33.0	36.5	40.5	41.0	MA Diam. at 0.46m ht. [m]	10.1	11.1	12.4	12.5
<b>#8 Nozzle - Lavender [1/8"]</b>					<b>#8 Nozzle - Lavender [3.18mm]</b>				
Flow [gpm]	1.40	1.71	1.98	2.21	Flow [L/hr]	318	388	450	502
HA Diam. at 1.5' ht. [ft.]	42.0	46.5	47.0	51.5	HA Diam. at 0.46m ht. [m]	12.8	14.2	14.3	15.7
MA Diam. at 1.5' ht. [ft.]	34.0	38.5	41.0	42.5	MA Diam. at 0.46m ht. [m]	10.4	11.7	12.5	13.0
<b>#9 Nozzle - Grey [9/64"]</b>					<b>#9 Nozzle - Grey [3.57mm]</b>				
Flow [gpm]	1.80	2.20	2.54	2.84	Flow [L/hr]	409	500	577	645
HA Diam. at 1.5' ht. [ft.]	44.0	47.0	50.5	52.5	HA Diam. at 0.46m ht. [m]	13.4	14.3	15.4	16.0
MA Diam. at 1.5' ht. [ft.]	34.5	40.5	42.0	43.0	MA Diam. at 0.46m ht. [m]	10.5	12.4	12.8	13.1
<b>#10 Nozzle - Turquoise [5/32"]</b>					<b>#10 Nozzle - Turquoise [3.97mm]</b>				
Flow [gpm]	2.22	2.72	3.14	3.51	Flow [L/hr]	504	618	713	797
HA Diam. at 1.5' ht. [ft.]	44.5	49.0	50.5	53.5	HA Diam. at 0.46m ht. [m]	13.6	14.9	15.4	16.3
MA Diam. at 1.5' ht. [ft.]	36.0	41.0	42.5	44.0	MA Diam. at 0.46m ht. [m]	11.0	12.5	13.0	13.4
<b>#11 Nozzle - Yellow [11/64"]</b>					<b>#11 Nozzle - Yellow [4.37mm]</b>				
Flow [gpm]	2.69	3.30	3.81	4.26	Flow [L/hr]	611	749	865	968
HA Diam. at 1.5' ht. [ft.]	44.5	50.5	51.5	54.0	HA Diam. at 0.46m ht. [m]	13.6	15.4	15.7	16.5
MA Diam. at 1.5' ht. [ft.]	36.0	41.5	43.0	44.0	MA Diam. at 0.46m ht. [m]	11.0	12.7	13.1	13.4
<b>#12 Nozzle - Red [3/16"]</b>					<b>#12 Nozzle - Red [4.76mm]</b>				
Flow [gpm]	3.23	3.96	4.57	5.11	Flow [L/hr]	734	899	1038	1161
HA Diam. at 1.5' ht. [ft.]	46.0	50.5	52.0	54.5	HA Diam. at 0.46m ht. [m]	14.0	15.4	15.9	16.6
MA Diam. at 1.5' ht. [ft.]	36.5	41.5	44.5	44.5	MA Diam. at 0.46m ht. [m]	11.1	12.7	13.6	13.6
<b>#13 Nozzle - White [13/64"]</b>					<b>#13 Nozzle - White [5.16mm]</b>				
Flow [gpm]	3.80	4.65	5.38	6.01	Flow [L/hr]	863	1056	1222	1365
HA Diam. at 1.5' ht. [ft.]	46.5	51.0	52.5	55.5	HA Diam. at 0.46m ht. [m]	14.2	15.6	16.0	16.9
MA Diam. at 1.5' ht. [ft.]	36.5	41.5	44.5	45.0	MA Diam. at 0.46m ht. [m]	11.1	12.7	13.6	13.7
<b>#14 Nozzle - Blue [7/32"]</b>					<b>#14 Nozzle - Blue [5.56mm]</b>				
Flow [gpm]	4.40	5.39	6.23	6.97	Flow [L/hr]	999	1224	1415	1583
HA Diam. at 1.5' ht. [ft.]	47.0	51.0	53.0	55.5	HA Diam. at 0.46m ht. [m]	14.3	15.6	16.2	16.9
MA Diam. at 1.5' ht. [ft.]	37.0	42.5	45.0	46.5	MA Diam. at 0.46m ht. [m]	11.3	13.0	13.7	14.2

Sprinkler performance may vary with actual field conditions. Other nozzle sizes are available; consult factory for specific performance data. Stream heights range from 2.5 - 5.5 ft (0.8 - 1.7 m) above nozzle based on pressure and nozzle size. Minimum recommended riser height is 1.5 ft. (0.46).

### High Angle at 25 psi and 18" [45cm] height

Nozzle #	Square Spacing [ft]	Square Spacing [m]	CU %	SC	Appl. Rate [in/hr]	Appl. Rate [mm/hr]
6	30x30	9.15 x 9.15	85	1.5	0.13	3.30
7	30x30	9.15 x 9.15	91	1.3	0.18	4.57
8	30x30	9.15 x 9.15	91	1.2	0.24	6.10
9	30x30	9.15 x 9.15	88	1.3	0.30	7.62
10	30x30	9.15 x 9.15	90	1.3	0.38	9.65
11	30x30	9.15 x 9.15	88	1.4	0.46	11.68
12	30x30	9.15 x 9.15	87	1.3	0.55	14.00
13	30x30	9.15 x 9.15	86	1.4	0.64	16.26
14	30x30	9.15 x 9.15	85	1.5	0.75	19.05
6	25x25	7.62 x 7.62	87	1.3	0.19	4.83
7	25x25	7.62 x 7.62	87	1.3	0.26	6.60
8	25x25	7.62 x 7.62	88	1.3	0.34	8.64
9	25x25	7.62 x 7.62	86	1.5	0.44	11.18
10	25x25	7.62 x 7.62	87	1.3	0.54	13.72
11	25x25	7.62 x 7.62	86	1.3	0.66	16.76
12	25x25	7.62 x 7.62	85	1.4	0.79	17.78
13	25x25	7.62 x 7.62	84	1.3	0.93	23.62
14	25x25	7.62 x 7.62	84	1.4	1.07	27.18

### Mid Angle at 25 psi and 18" [45cm] height

Nozzle #	Square Spacing [ft]	Square Spacing [m]	CU %	SC	Appl. Rate [in/hr]	Appl. Rate [mm/hr]
6	25x25	7.62 x 7.62	80	1.6	0.19	4.83
7	25x25	7.62 x 7.62	85	1.5	0.26	6.60
8	25x25	7.62 x 7.62	84	1.3	0.34	8.89
9	25x25	7.62 x 7.62	85	1.3	0.44	11.18
10	25x25	7.62 x 7.62	85	1.3	0.54	13.72
11	25x25	7.62 x 7.62	85	1.3	0.66	16.76
12	25x25	7.62 x 7.62	83	1.3	0.79	20.07
13	25x25	7.62 x 7.62	83	1.2	0.93	23.62
14	25x25	7.62 x 7.62	84	1.2	1.07	27.18
6	20x20	6.10 x 6.10	78	1.7	0.30	7.62
7	20x20	6.10 x 6.10	82	1.5	0.40	10.16
8	20x20	6.10 x 6.10	82	1.5	0.53	13.46
9	20x20	6.10 x 6.10	83	1.6	0.68	17.27
10	20x20	6.10 x 6.10	85	1.5	0.85	21.59
11	20x20	6.10 x 6.10	85	1.6	1.03	26.16
12	20x20	6.10 x 6.10	85	1.6	1.23	31.24
13	20x20	6.10 x 6.10	86	1.5	1.45	36.83
14	20x20	6.10 x 6.10	87	1.5	1.68	42.67